

BASIC COURSE OF FOOT & ANKLE ARTHROSCOPY

Course Director: Jordi Vega, MD

December 15th, 2018
BARCELONA - SPAIN



GRECMIP

www.grecmip.org

English course 

Limited to 20 attendees



GRECMIP

www.grecmip.org

GENERAL INFORMATION



GRECMIP

COURSE VENUE: UNIVERSITY OF BARCELONA - HOSPITAL CLINIC

UNIVERSITY OF BARCELONA
School of Medicine - Hospital Clinic
Anatomical Room
Casanova 143
08036 Barcelona- Spain

CLÍNICA
BARCELONA
Hospital Universitari



REGISTRATION (Until November 20th, 2018)

Registration at: contact@grecmip.org
Registration fee: 1000 EUR
No. of participants: 20

Online Payment on www.grecmip.org
Or by bank transfer at:
Bank CMPS Provence - 13008 Marseille, FRANCE
IBAN: FR76 1027 8089 6600 0201 8000 142
BIC/SWIFT: CMCIFR2A

OFFICIAL LANGUAGE

English Course



RECOMMENDED HOTELS

The Corner Hotel
<http://www.thecornerhotel-barcelona.com/en/>
Up Suites BCN
<http://www.upsuitesbcn.com>
Hotel CRAM Barcelona
<http://www.hotelcram.com/fr>

BCN Urban Hotels Gran Rosellon
<http://www.bcnurbanhotelsgranrosellon.com>
The Mirror Barcelona
<http://www.abacgroup.barcelona/es/>

OTHER INFORMATION

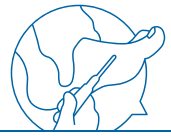
<http://www.barcelonaturisme.com/wv3/fr/>

Taxis Class: +34 933 07 07 07
www.taxiclassrent.com

DECEMBER 15TH, 2018 BARCELONA-SPAIN

SCIENTIFIC PROGRAM - DECEMBER 15th

PERCUTANEOUS AND M.I.S. LAB



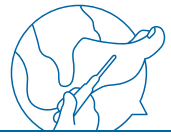
GRECMIP

GRECMIP wants to announce the Basic Ankle Arthroscopy Course that will be held in Barcelona on next December 15th, 2018.

GRECMIP has great experience in hands on courses, and a lot of surgeons initiated minimally foot and ankle techniques further to their participation to some of the courses.

The aim of this course is to introduce the attendee to the bases of ankle arthroscopy, and to the basic ankle arthroscopic techniques. As ankle arthroscopic indications evolved in the last years, case discussion sessions are mandatory to understand ankle pathology.

The course is opened to surgeons with knowledge in arthroscopy of other joints or with a limited experience in ankle arthroscopy, who want to introduce in the field of ankle arthroscopy or want to consolidate their knowledge in ankle arthroscopy.



08:15-08:30 REGISTRATION

1 / ANTERIOR ANKLE ARTHROSCOPY

08:30-09:30 BRIEF INTRODUCTION
- Anatomical basis in anterior ankle arthroscopy
- Arthroscopic set up (instruments and patient positioning)
- Anterior ankle arthroscopy technique (anatomical landmarks, portals, "Step by step" technique,
basic ankle arthroscopic exploration)
- Basic indications

09:30-11:00 GROUP 1 in hands on (10 surgeons)
GROUP 2 in case discussion (10 surgeons)

11:00-11:30 Coffee Break

11:30-13:00 GROUP 1 in case discussion (10 surgeons)
GROUP 2 in hands on (10 surgeons)

13:00-14:00 Lunch on site


2 / FOOT ENDOSCOPY

14:00-14:30 BRIEF INTRODUCTION
- Anatomical basis in hindfoot endoscopy
- Arthroscopic set up (instruments and patient positioning)
- Hindfoot endoscopy technique (anatomical landmarks, portals, "Step by step" technique,
basic ankle arthroscopic exploration)
- Basic indications

14:30-16:00 GROUP 2 in hands on (10 surgeons)
GROUP 1 in case discussion (10 surgeons)

SCIENTIFIC PROGRAM - DECEMBER 15th

PERCUTANEOUS AND M.I.S. LAB



GRECMIP

- 16:00-16:30 Coffee Break
- 16:30-18:00 GROUP 2 in case discussion (10 surgeons)
GROUP 1 in hands on (10 surgeons)
- 18:00 COURSE CLOSURE





CONTACT:
Ms Céline Bancheaud
Tel +33 671 33 81 52
contact@grecmip.org
www.grecmip.org