



BERLIN

International Shoulder Course

2018 | APRIL 5–7
BERLIN, GERMANY



State of the Art and Innovations
in Shoulder Surgery

PROGRAM



Explore our new products e.g. for Rotator Cuff Repair

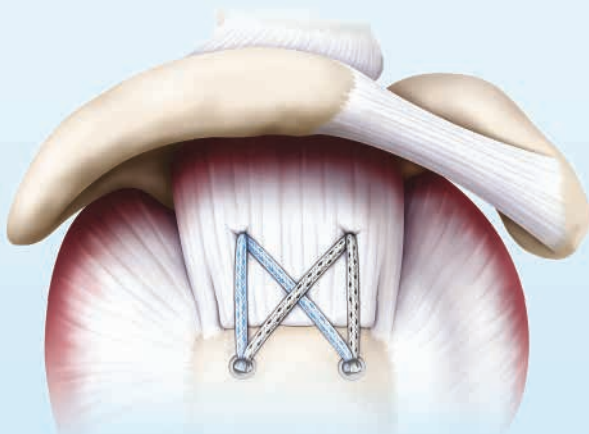


CrossFT™
Knotless Suture Anchor



Y-Knot® RC
Self-Punching All-Suture Anchor

CONMED's **NEW CuffLink™ Double-Row Solution** combines the easy-to-use Y-Knot® RC self-punching all-suture anchor, the controlled tension of the New CrossFT™ Knotless PEEK suture anchor and less abrasive Hi-Fi® Tape for optimized rotator cuff compression.



Dear colleagues and friends,

On behalf of the scientific committee it will be a great pleasure and honor to welcome you to the Berlin International Shoulder Course 2018.

This year the course will focus mainly on the state of the art and the latest innovations in arthroscopic and open shoulder surgery and will combine theoretical and practical elements providing plenty of space for fruitful discussions.

One-hundred years ago, Rudolf Theis Eden, a German surgeon, described an open shoulder stabilization using a free bone block procedure, which since then has been named after Eden and his colleague Hybbinette from Sweden as the Eden/Hybbinette procedure. In honor of its 100th anniversary, the first day of the meeting will be dedicated to shoulder instability including various bony reconstruction techniques. Since the Latarjet procedure represents the French philosophy for the treatment of shoulder instability, France will be our guest nation this year. We are looking forward to exciting dialogues and debates.

Further hot topics like arthroscopic cuff repairs including SCR and tendon transfer as well as salvage and revision procedures will be discussed in detail. In addition, we will debate arthroscopic fracture treatment and ac-joint instabilities and miscellaneous shoulder pathologies during the second and the third day of the meeting.

Video demonstrations, live surgeries and mini battles with international and national experts will complement the scientific lectures. Practical skills can be improved and enhanced in ultrasound and cadaver workshops.

The course will again take place in one of the most attractive locations in the heart of Berlin, between Kurfuerstendamm and Potsdamer Platz. The InterContinental Hotel reflects the dynamics of the German capital and unites tradition and modernity. Its outstanding meeting facilities guarantees professionalism in a familial atmosphere.

We are looking forward to welcoming you to the Berlin International Shoulder Course from April 5 – 7, 2018!


Prof. Markus Scheibel



TABLE OF CONTENTS



1

Invitation

4

Information

Scientific Committee

Local Organizing Committee

Patronage

5

Faculty

6

Scientific Program

6

Schedule

10

Thursday, April 5, 2018

18

Friday, April 6, 2018

26

Saturday, April 7, 2018

30

Live Surgeries

31

Lunch Symposia

36

Brunch Symposia & Ultrasound Workshops

38

Sponsors and Exhibitors

39

General Information

39

Meeting Dates, Venue, Language, On-Site Registration

40

WiFi Service, Internet Stations, Speakers Ready Room

41

Participation Fees, Accommodation

42

Floor Plan

44

Registration

Shoulder Technology



TORNIER
AEQUALIS™ PERFORM™
REVERSED
Glenoid System



TORNIER
BLUEPRINT™
3D Planning + PSI



TORNIER
AEQUALIS ASCEND™ FLEX
Convertible Shoulder System



**Berlin International
Shoulder Course**

**April 5-7, 2018
Berlin, Germany**

WRIGHT™
FOCUSED EXCELLENCE

www.wright.com

The AEQUALIS™ Pyrocarbon Humeral Heads is temporarily CE marking suspended.

™ and ® denote Trademarks and Registered marks of Wright Medical Group N.V. or its affiliates.
©2017 Wright Medical Group N.V. or its affiliates. All Rights Reserved.

Scientific Committee

Emilio Calvo, Spain
Alessandro Castagna, Italy
Bernhard Jost, Switzerland
Anthony A. Romeo, USA
Markus Scheibel, Germany
Hiroyuki Sugaya, Japan
John Tokish, USA
Philippe Valenti, France

In memory of our cherished colleague and beloved friend Philippe Hardy.

Local Organizing Committee

Marvin Minkus, Germany
Philipp Moroder, Germany
Stephan Pauly, Germany
Fabian Plachel, Germany
Kathi Thiele, Germany

Patronage



FACULTY



Invited Special Guest Speakers

Pascal Boileau, France
Laurent Lafosse, France
Gilles Walch, France

Speakers

Jeffrey Abrams, USA
Jens Agneskirchner, Germany
Werner Anderl, Austria
Samuel Antuña, Spain
George S. Athwal, Canada
Pascal Boileau, France
Sepp Braun, Germany
Juan A. Bruguera, Spain
Ulrich Brunner, Germany
Roman Brzoska, Poland
Emilio Calvo, Spain
Alessandro Castagna, Italy
Philippe Collin, France
Cory Edgar, USA
Bilal Farouk El-Zayat, Germany
Pierre-Henri Flurin, France
Christian Gerber, Switzerland
Christian Gerhardt, Germany
Frank Gohlke, Germany
Peter Habermeyer, Germany
Alexandre Hardy, France
Ralph Hertel, Switzerland
Volkmar Jansson, Germany
Viktoras Jermolajevs, Lithuania
Bernhard Jost, Switzerland
Jean Kany, France

Rolf Michael Krifter, Austria
Alexandre Laedermann, Switzerland
Laurent Lafosse, France
Ofer Levy, United Kingdom
Dennis Liem, Germany
Helmut Lill, Germany
Przemysław Lubiatowski, Poland
Marvin Minkus, Germany
Philipp Moroder, Germany
Christophe Monnin, France
Peter Mueller, Germany
Lionel Neyton, France
Ben Ockert, Germany
Paolo Paladini, Italy
Stephan Pauly, Germany
Chris Peach, United Kingdom
Fabian Plachel, Germany
Falk Reuther, Germany
Anthony A. Romeo, USA
Miguel A. Ruiz Ibán, Spain
Markus Scheibel, Germany
Hans-Kaspar Schwyzer, Switzerland
Hiroyuki Sugaya, Japan
Mark Tauber, Germany
Kathi Thiele, Germany
John Tokish, USA
Philippe Valenti, France
Olivier Verborgt, Belgium
Gilles Walch, France
Andreas Werner, Germany
Jaap Willems, Netherlands
Matthias A. Zumstein, Switzerland

SCHEDULE – THURSDAY | APRIL 5, 2018

07:00	REGISTRATION
	ROOM PAVILLON
	07:45-08:00 WELCOME
08:00	08:00-09:00 SESSION 1 Hot And Controversial Topics – Anterior Shoulder Instability
09:00	09:00-09:30 SESSION 2 Invited Special Guest Lecture
	09:30-10:00 SESSION 3 Round Table Case Discussion – Anterior Shoulder Instability
10:00	10:00-10:30 COFFEE BREAK AND EXHIBITION
11:00	10:30-11:30 SESSION 4 Bony Reconstruction Of The Glenoid – Indications, Biomechanics And Remodelling
12:00	11:30-12:30 LIVE SURGERY Arthroscopic Capsulolabral Repair And Hill-Sachs Remplissage
13:00	12:30-14:00 LUNCH BREAK AND EXHIBITION
	12:45-13:45 LUNCH SYMPOSIA
14:00	14:00-15:00 SESSION 5 Interactive Mini Battle – Controversial Treatment Strategies For Anterior Instability
15:00	15:00-16:00 LIVE SURGERY Arthroscopic Anatomical Glenoid Reconstruction
16:00	16:00-16:30 COFFEE BREAK AND EXHIBITION
17:00	16:30-18:00 SESSION 6 Relive Surgical Technique Videos New Technologies And Innovative Techniques To Treat Glenoid Bone Deficiencies
18:00	18:00-19:00 SESSION 7 Treatment Strategies For Complex Shoulder Instability And Failed Previous Surgery – Let's Talk About The Tough Stuff, Problems And Complications
19:00	19:00 END OF FIRST DAY Welcome Reception

12:45-13:45 LUNCH SYMPOSIA

12:45-13:45

LUNCH SYMPOSIUM 1

New Trends In Shoulder Arthroscopy –
My Technique



12:45-13:45

LUNCH SYMPOSIUM 2

Arthroscopic Latarjet



12:45-13:45

LUNCH SYMPOSIUM 3

Medacta Shoulder System –
Enhancing Shoulder Care



12:45-13:45

LUNCH SYMPOSIUM 4

Complex Glenoid Treatment –
Solutions And Experience



12:45-13:45

LUNCH SYMPOSIUM 5

Zimmer Biomet Workshop



SCHEDULE – FRIDAY | APRIL 6, 2018

12:45-13:45 LUNCH SYMPOSIA
12:45-13:45 LUNCH SYMPOSIUM 6 Managing Shoulder Arthroplasty – My Solutions 
12:45-13:45 LUNCH SYMPOSIUM 7 Shoulder Arthroscopy – Current Trends And Treatments 
12:45-13:45 LUNCH SYMPOSIUM 8 Exactech Lunch Workshop 
12:45-13:45 LUNCH SYMPOSIUM 9 Smith & Nephew – Shoulder Update 
12:45-13:45 LUNCH SYMPOSIUM 10 Blueprint™ – Our Best Buddy In Surgery 

REGISTRATION
ROOM PAVILLON
08:00-09:00 SESSION 1 Hot And Controversial Topics – Rotator Cuff Surgery
09:00-09:30 SESSION 2 Invited Special Guest Lecture
09:30-10:00 SESSION 3 Round Table Case Discussion – Rotator Cuff Tears
10:00-10:30 COFFEE BREAK AND EXHIBITION
10:30-11:30 SESSION 4 How To Treat Different Rotator Cuff Tear Configurations?
11:30-12:30 LIVE SURGERY Arthroscopic-Assisted Latissimus Dorsi Transfer
12:30-14:00 LUNCH BREAK AND EXHIBITION
12:45-13:45 LUNCH SYMPOSIA
14:00-15:00 SESSION 5 Interactive Mini Battle – Concomitant Pathologies And Treatment Strategies In Rotator Cuff Surgery
15:00-16:00 LIVE SURGERY Arthroscopic Superior Capsular Reconstruction For Massive Rotator Cuff Tears
16:00-16:30 COFFEE BREAK AND EXHIBITION
16:30-18:00 SESSION 6 Relive Surgical Technique Videos Latest Technologies In Arthroscopic Rotator Cuff Surgery
18:00-19:00 SESSION 7 Strategies For Irreparable Rotator Cuff Tears Or Failed Previous Surgery
19:00 END OF SECOND DAY

07:00

08:00

09:00

10:00

11:00

12:00

13:00

14:00

15:00

16:00

17:00

18:00

19:00

SCHEDULE – SATURDAY | APRIL 7, 2018

07:00	REGISTRATION
	ROOM PAVILLON
08:00	
09:00	08:00-09:00 SESSION 1 Hot And Controversial Topics – AC-Joint Instability
	09:00-09:30 SESSION 2 Relive Surgical Technique Videos
	09:30-10:00 SESSION 3 Invited Special Guest Lecture
10:00	10:00-11:30 COFFEE BREAK AND EXHIBITION
11:00	10:15-11:15 BRUNCH SYMPOSIUM AND ULTRASOUND WORKSHOPS
12:00	11:30-12:30 SESSION 4 Shoulder Injuries, Surgical Techniques And Rehabilitation In Athletes
	12:30-13:00 SESSION 5 Problems Around The Scapula
13:00	13:00-14:00 COFFEE BREAK TRANSFER TO THE DEPARTMENT OF ANATOMY
14:00	14:00-17:00 CADAVER WORKSHOP
15:00	
16:00	
17:00	17:00 END OF MEETING

10:15-11:15 BRUNCH SYMPOSIA & ULTRASOUND WORKSHOP

10:15-11:15
BRUNCH SYMPOSIUM 1
Cementless Glenoid Component: New Design
And Long Term FU



10:15-11:15
BRUNCH SYMPOSIUM 2
DJO Global Workshop



10:15-11:15
BRUNCH SYMPOSIUM 3
Mathys Workshop



10:15-11:15
ULTRASOUND WORKSHOP 1
Update – Ultrasound Of The Shoulder



10:15-11:15
ULTRASOUND WORKSHOP 2
Update – Ultrasound Of The Shoulder



From Pre-op Planning to Real-time Execution



-  1 Send CT scans to Exactech
-  2 Create preoperative plan
-  3 Execute preoperative plan with ExactechGPS

New ExactechGPS Shoulder Application

A computer-assisted surgical technology available for use exclusively with the Equinoxe® Platform Shoulder System.

ExactechGPS
Guided **Personalized** Surgery

Exactech® *Surgeon focused. Patient driven.™*

HIP | KNEE | EXTREMITIES | CAS | BIOLOGICS | CEMENT | SPACERS

www.exac.com

PROGRAM – THURSDAY | APRIL 5, 2018

Welcome

Hot And Controversial Topics – Anterior Shoulder Instability

Invited Special Guest Lecture

07:00 Registration

07:45-08:00

Welcome

ROOM PAVILLON

07:45 Why are we here?

Scheibel 

Session 1
08:00-09:00

Hot And Controversial Topics – Anterior Shoulder Instability

ROOM PAVILLON



Tokish  | Valenti 

08:00 The natural course of first time shoulder dislocation –
What do we know?

Calvo 

08:10 What is recurrent shoulder instability and what
happens in my brain?

Laedermann 

08:20 Immobilization vs surgical stabilization for first time
shoulder dislocation

Minkus 

08:30 My arthroscopic repairs didn't work in the long-term!

Willems 

08:40 Modern arthroscopic Bankart repairs –
Do they improve our results?

Romeo 

08:50 Is an open Bankart repair still an option in 2018?

Schwyzer 

Session 2
09:00-09:30

Invited Special Guest Lecture

ROOM PAVILLON



Scheibel 

Anterior shoulder instability –
What have I learned over the last 30 years?

Walch 

Round Table Case Discussion: Anterior Shoulder Instability – What Would You Do? Bony Reconstruction Of The Glenoid – Indications, Biomechanics And Remodelling Arthroscopic Capsulolabral Repair And Hill-Sachs Remplissage

Session 3
09:30-10:00

Round Table Case Discussion Anterior Shoulder Instability – What Would You Do?



Brunner 

ROOM PAVILLON



Calvo  | Schwyzer  | Valenti  | Willems 

10:00-10:30

Coffee Break And Exhibition

Session 4
10:30-11:30

Bony Reconstruction Of The Glenoid – Indications, Biomechanics And Remodelling



Hardy  | **Laedermann** 

ROOM PAVILLON

10:30

Bony bipolar deficiency –
New guidelines for bony reconstruction

Tokish 

10:40

How to restore glenoid concavity best?
A biomechanical perspective

Verborgt 

10:50

100 years of Eden/Hybbinette procedures

Scheibel 

11:00

Influence of screw type and length on fixation of
anterior bone grafts

Castagna 

11:10

Why bone-grafting? An arthroscopic bony Bankart
repair is enough

Sugaya 

Live Surgery
11:30-12:30

Arthroscopic Capsulolabral Repair And Hill-Sachs Remplissage



Castagna 



Abrams 

ROOM PAVILLON

PROGRAM – THURSDAY | APRIL 5, 2018

Lunch Break And Exhibition
Lunch Symposia

12:30-14:00

Lunch Break And Exhibition

12:45-13:45

Lunch Symposia 1 – 5

For more information see page 31 – 35

**Lunch
Symposium 1**

**New Trends in Shoulder Arthroscopy –
My Technique**



**Lunch
Symposium 2**

Arthroscopic Latarjet



**Lunch
Symposium 3**

**Medacta Shoulder System –
Enhancing Shoulder Care**



**Lunch
Symposium 4**

**Complex Glenoid Treatment –
Solutions And Experience**



**Lunch
Symposium 5**

Zimmer Biomet Workshop



Interactive Mini Battle – Controversial Treatment Strategies For Anterior Instability

Session 5
14:00-15:00

Interactive Mini Battle – Controversial Treatment Strategies For Anterior Instability

ROOM PAVILLON



Romeo  | **Walch** 

14:00

Anterior glenoid rim fractures after shoulder dislocation

Non-operative treatment works best for me

Gerber 

I usually fix them

Gerhardt 



Discussion and vote

14:15

Greater tuberosity fractures after first time dislocation

I leave them alone

Abrams 

Arthroscopic reconstruction is the way to go

Lill 



Discussion and vote

14:30

Hill-Sachs lesions

Neglect it and treat the glenoid side

Reuther 

Remplissage is the way to go

Boileau 



Discussion and vote

14:45

First time shoulder dislocation in high contact athletes

A plea for a soft-tissue stabilization

Habermeyer 

The only technique that works is a Latarjet procedure

Zumstein 



Discussion and vote

PROGRAM – THURSDAY | APRIL 5, 2018

Live Surgery: Arthroscopic Anatomical Glenoid Reconstruction
Relive Surgical Technique Videos: New Technologies And Innovative Techniques To Treat Glenoid Bone Deficiencies

Live Surgery
15:00-16:00

Arthroscopic Anatomical Glenoid Reconstruction



Jost 



Scheibel 

ROOM PAVILLON

16:00-16:30

Coffee Break And Exhibition










Session 6
16:30-18:00

Relive Surgical Technique Videos New Technologies And Innovative Techniques To Treat Glenoid Bone Deficiencies



Abrams  | **Gerber** 

ROOM PAVILLON

16:30	Open anatomical iliac crest glenoid reconstruction	<i>Hertel</i> 
16:40	Distal tibial allograft – A true anatomical reconstruction?	<i>Romeo</i> 
16:50	Distal clavicle autograft works best for me	<i>Tokish</i> 
17:00	Arthroscopic implant free iliac crest glenoid reconstruction	<i>Anderl</i> 
17:10	Tricortical iliac crest allograft reconstruction of the glenoid	<i>Scheibel</i> 
17:20	The ReCenter – A novel implant for glenoid extention	<i>Hardy</i> 
17:30	Open Latarjet – How to make life easy!	<i>Neyton</i> 
17:40	Arthroscopic coracoid transfer using a button fixation	<i>Boileau</i> 
17:50	Dynamic anterior stabilization using the LHB for anterior instability	<i>Collin</i> 

DONJOY®

QUADRANT ULTRASLING™

Immobilisation
Redefined



MOTION IS MEDICINE®

DJO Global | Merzhauser Str. 112 | 79100 Freiburg | Deutschland

Tel: 0180 1 676 333 | Email: orthopaedietechnik@DJOglobal.com

Treatment Strategies For Complex Shoulder Instability And Failed Previous Surgery – Let's Talk About The Tough Stuff, Problems And Complications







Session 7
18:00-19:00

Treatment Strategies For Complex Shoulder Instability And Failed Previous Surgery – Let's Talk About The Tough Stuff, Problems And Complications



Boileau  | **Scheibel** 

ROOM PAVILLON

- | | | |
|-------|---|--|
| 18:00 | Complications after Latarjet procedure –
Is this the end? | <i>Athwal</i>  |
| 18:10 | Complications after free bone block procedures –
Are they any different? | <i>Hertel</i>  |
| 18:20 | Management of bony defects in posterior
shoulder instability | <i>Lafosse</i>  |
| 18:30 | Functional instability of the shoulder –
Is the shoulder pacemaker the solution? | <i>Moroder</i>  |
| 18:40 | Static posterior subluxation of the shoulder in
young adults | <i>Walch</i>  |
| 18:50 | My worst instability cases and how I did
manage them | <i>Gerber</i>  |

19:00

End Of First Day And Welcome Reception

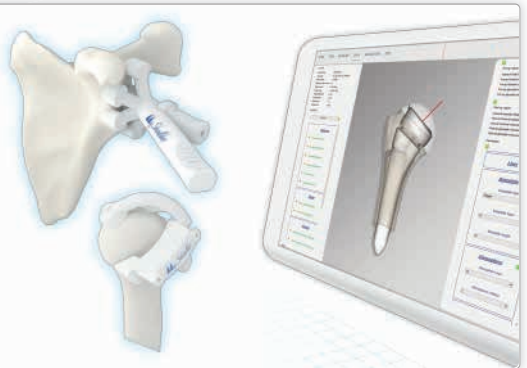
MEDACTA SHOULDER SYSTEM

Complete
Convertible
Innovative



 *My Shoulder*
PATIENT MATCHED TECHNOLOGY
IN SHOULDER SURGERY

Accuracy
is predictable



MEDACTA.COM

© 2017 Medacta International SA. All rights reserved. - rev.BISC18



PROGRAM – FRIDAY | APRIL 6, 2018

Hot And Controversial Topics – Rotator Cuff Surgery Invited Special Guest Lecture

07:00 Registration







Session 1 08:00-09:00

Hot And Controversial Topics – Rotator Cuff Surgery

ROOM PAVILLON



Agneskirchner  | **Neyton** 

- | | | |
|-------|--|---|
| 08:00 | The rotator cable concept – Anatomy and clinical application | <i>Sugaya</i>  |
| 08:10 | How to predict success after arthroscopic rotator cuff repair? | <i>Jost</i>  |
| 08:20 | Long term results of arthroscopic rotator cuff repair | <i>Collin</i>  |
| 08:30 | Cuff repair – Have the perfect anchor and refixation technique been developed? | <i>Bruguera</i>  |
| 08:40 | What is the future of growth factors and stem cells in cuff repair? | <i>Antuña</i>  |
| 08:50 | Is mini-open or open cuff repair still an option in 2018? | <i>Gohlke</i>  |

Session 2 09:00-09:30

Invited Special Guest Lecture

ROOM PAVILLON



Scheibel 

Treatment of cuff tear arthropathy in 2018

Boileau 

Round Table Case Discussion: Rotator Cuff Tears – What Would You Do?
How To Treat Different Rotator Cuff Tear Configurations?
Live Surgery: Arthroscopic-Assisted Latissimus Dorsi Transfer

Session 3
09:30-10:00

Round Table Case Discussion
Rotator Cuff Tears – What Would You Do?



Jost 

ROOM PAVILLON



Abrams  | Habermeyer  | Kany  | Levy 

10:00-10:30

Coffee Break And Exhibition






Session 4
10:30-11:30

How To Treat Different Rotator Cuff Tear Configurations?



Collin  | **Verborgt** 

ROOM PAVILLON

- | | | |
|-------|---|---|
| 10:30 | Effects of platelet rich plasma on interstitial supraspinatus lesions | <i>Laedermann</i>  |
| 10:40 | Subscapularis tendon tears – Identification and repair techniques | <i>Athwal</i>  |
| 10:50 | Superior capsular reconstruction – Success and failures | <i>Tokish</i>  |
| 11:00 | Musculotendinous rupture of the infraspinatus | <i>Walch</i>  |
| 11:10 | Cuff repair in patients over the age of 70 – What can we expect? | <i>Flurin</i>  |

Live Surgery
11:30-12:30

Arthroscopic-Assisted Latissimus Dorsi Transfer



Lafosse 



Gerber 

ROOM PAVILLON

PROGRAM – FRIDAY | APRIL 6, 2018

Lunch Break And Exhibition
Lunch Symposia

12:30-14:00

Lunch Break And Exhibition

12:45-13:45

Lunch Symposia 6 – 10

For more information see page 31 – 35

**Lunch
Symposium 6**

**Managing Shoulder Arthroplasty –
My Solutions**



**Lunch
Symposium 7**

**Shoulder Arthroscopy –
Current Trends And Treatments**



**Lunch
Symposium 8**

Exactech Lunch Workshop



**Lunch
Symposium 9**

Smith & Nephew – Shoulder Update



**Lunch
Symposium 10**

BluePrint™ – Our Best Buddy In Surgery





Powerful, Precise, Smart

ARTHROPUMP® POWER

STORZ
KARL STORZ — ENDOSKOPE
THE DIAMOND STANDARD

PROGRAM – FRIDAY | APRIL 6, 2018

Interactive Mini Battle – Concomitant Pathologies And Treatment Strategies In Rotator Cuff Surgery

Session 5
14:00-15:00

Interactive Mini Battle – Concomitant Pathologies And Treatment Strategies In Rotator Cuff Surgery

ROOM PAVILLON



Paladini  | **Schwyzler** 

14:00

How to prevent and treat stiffness after cuff repair?

The Japanese approach

Sugaya 

The French approach

Valenti 



Discussion and vote

14:15

Biceps tendon pathology

I do a biceps tendon transfer

Verborgt 

The subpectoral fixation is the way to go

Braun 



Discussion and vote

14:30

Nerve exposure and subscapularis tears

Exposing the nerves is mandatory

Lafosse 

I don't care about the neural structures

Romeo 



Discussion and vote

14:45

Rotator interval area and associated lesions

I just treat the biceps

Agneskirchner 

I repair everything

Neyton 



Discussion and vote

Live Surgery: Arthroscopic Superior Capsular Reconstruction
For Massive Rotator Cuff Tears
Relive Surgical Technique Videos: Arthroscopic Rotator Cuff Surgery

Live Surgery
15:00-16:00

**Arthroscopic Superior Capsular Reconstruction For
Massive Rotator Cuff Tears**

ROOM PAVILLON



Sugaya 



Tokish 

16:00-16:30

Coffee Break And Exhibition










Session 6
16:30-18:00

Relive Surgical Technique Videos
Latest Technologies In Arthroscopic Rotator Cuff Surgery

ROOM PAVILLON



Flurin  | **Gohlke** 

16:30	Arthroscopic rotator cuff repair – A technical guide	<i>Calvo</i> 
16:40	Transosseus rotator cuff repair is the future	<i>Castagna</i> 
16:50	I use all-suture anchors and a single-row repair	<i>Liem</i> 
17:00	Arthroscopic cuff repair – How to optimize healing conditions?	<i>Lubiatowski</i> 
17:10	Biceps augmentation for cuff repair	<i>Brzoska</i> 
17:20	InSpace Ballon – Biomechanics and current application	<i>Athwal</i> 
17:30	Superior capsular reconstruction – What do we know about healing?	<i>Plachel</i> 
17:40	Arthroscopic latissimus dorsi transfer for subscapularis insufficiency	<i>Kany</i> 
17:50	Arthroscopic latissimus dorsi and teres major transfer	<i>Jermolajevs</i> 

PROGRAM – FRIDAY | APRIL 6, 2018

Strategies For Irreparable Rotator Cuff Tears Or Failed Previous Surgery







Session 7
18:00-19:00

Strategies For Irreparable Rotator Cuff Tears Or Failed Previous Surgery



Calvo  | **Hertel** 

ROOM PAVILLON

- | | | |
|-------|--|---|
| 18:00 | Irreparable tears or failed cuff surgery –
What is important to know? | <i>Pauly</i>  |
| 18:10 | Arthroscopic revision for failed primary
rotator cuff repair | <i>Edgar</i>  |
| 18:20 | Subscapularis deficiency –
Pectoralis major or latissimus dorsi transfer? | <i>Gerber</i>  |
| 18:30 | Irreparable posterosuperior tears –
The role of lower trapezius transfer | <i>Valenti</i>  |
| 18:40 | L'Episcopo procedure is the way to treat ILER patients | <i>Neyton</i>  |
| 18:50 | Reverse shoulder arthroplasty for failed cuff repairs | <i>Zumstein</i>  |

19:00

End Of Second Day



PROGRAM – SATURDAY | APRIL 7, 2018

Hot And Controversial Topics – AC-Joint Instability Relive Surgical Technique Videos: New Technologies For Arthroscopic AC-Joint Reconstruction







Session 1 08:00-9:00

Hot And Controversial Topics – AC-Joint Instability

ROOM PAVILLON



Athwal  | **Zumstein** 

08:00	What do our patient need to know before treatment?	<i>Calvo</i> 
08:10	I will tell you the truth about Rockwood type III injuries!	<i>Tauber</i> 
08:20	How do I template my AC-Joint reconstructions to avoid failures?	<i>Tokish</i> 
08:30	The evolution of arthroscopic AC-Joint reconstruction techniques	<i>Zumstein</i> 
08:40	How do I manage my complications after failed AC-Joint repair?	<i>Levy</i> 
08:50	Primary vs revision AC-Joint reconstruction for chronic instability	<i>Scheibel</i> 




Session 2 09:00-09:30

Relive Surgical Technique Videos New Technologies For Arthroscopic AC-Joint Reconstruction

ROOM PAVILLON



Lubiatowski  | **Reuther** 

09:00	Arthroscopic low-profile AC-Joint reconstruction	<i>Thiele</i> 
09:10	Arthroscopic-assisted Bipod reconstruction	<i>Zumstein</i> 
09:20	Arthroscopic Weaver-Dunn – When and how I do it?	<i>Agneskirchner</i> 

Invited Special Guest Lecture
Brunch Symposia
Ultrasound Workshops

Session 3
09:30-10:00

Invited Special Guest Lecture



Scheibel 

ROOM PAVILLON

Pushing the frontiers of arthroscopic shoulder surgery in the 21st century

Lafosse 

10:00-11:30

Coffee Break And Exhibition

10:15-11:15

Brunch Symposia & Ultrasound Workshops

For more information see page 31 – 35

**Brunch
Symposium 1**

**Cementless Glenoid Component:
New Design And Long Term FU**

GROUP
FH ORTHO

**Brunch
Symposium 2**

DJO Global Workshop



**Brunch
Symposium 3**

Mathys Workshop

MATHYS 
European Orthopaedics

**Ultrasound
Workshop 1**

Update – Ultrasound Of The Shoulder



**Ultrasound
Workshop 2**

Update – Ultrasound Of The Shoulder

FUJIFILM
Value from Innovation
SonoSite

PROGRAM – SATURDAY | APRIL 7, 2018

Shoulder Injuries, Surgical Techniques And Rehabilitation In Athletes Problems Around The Scapula



Session 4 11:30-12:30

Shoulder Injuries, Surgical Techniques And Rehabilitation In Athletes

ROOM PAVILLON



Anderl  | **Tauber** 

- | | | |
|-------|---|--|
| 11:30 | Cartilage injuries in athletes – Treatment options | <i>Werner</i>  |
| 11:40 | Rotator cuff injuries in high level gymnasts | <i>Scheibel</i>  |
| 11:50 | Boxing and shoulder injuries | <i>Krifter</i>  |
| 12:00 | SLAP-Repair in 2018 – Any relevance in overhead athletes? | <i>Romeo</i>  |
| 12:10 | Goal keepers – Back to sports after shoulder surgery? | <i>Castagna</i>  |
| 12:20 | Functional recovery and return to play after stabilization procedures | <i>Lubiatowski</i>  |




Session 5 12:30-13:00

Problems Around The Scapula

ROOM PAVILLON



Antuña  | **Jermolajevs** 

- | | | |
|-------|--|---|
| 12:30 | Snapping scapula – My way to treat it | <i>Paladini</i>  |
| 12:40 | Scapulothoracic fusion – Indication, technique and results | <i>Athwal</i>  |
| 12:50 | How I approach the most complex scapula fractures | <i>Ockert</i>  |

Cadaver Workshop

14:00-17:00

Cadaver Workshop

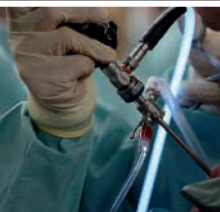
DEPARTMENT OF ANATOMY

17:00

End Of Meeting



SATELLITE PROGRAM



Live Surgeries

Live Surgeries

Arthroscopic capsulolabral repair and Hill-Sachs remplissage

April 5, 2018, 11:30-12:30, Room Pavillon



Arthroscopic anatomical glenoid reconstruction

April 5, 2018, 15:00-16:00, Room Pavillon



Arthroscopic-assisted latissimus dorsi transfer

April 6, 2018, 11:30-12:30, Room Pavillon



Arthroscopic superior capsular reconstruction for massive rotator cuff tears

April 6, 2018, 15:00-16:00, Room Pavillon



Thursday | April 5, 2018, 12:45-13:45

Lunch Symposium 1

New Trends In Shoulder Arthroscopy – My Technique



Tokish 

Knotless Double Row Repairs –
How do I treat my Cuffs?

Neyton 

Superior Capsular Reconstruction –
What I have learned thus far?

Tokish 

AC-Joint Reconstruction –
Value of an additional InternalBrace™

Braun 

Lunch Symposium 2

Arthroscopic Latarjet



Arthroscopic Latarjet –
A 700 cases and 14 years experience

Lafosse 

Lunch Symposium 3

Medacta Shoulder System – Enhancing Shoulder Care



Hertel  | **Jansson**  | **Jost**  | **Monnin**  |
Mueller  | **Zumstein** 

Design rationale

Preliminary clinical experiences

Panel Discussion

SATELLITE PROGRAM

Thursday | April 5, 2018, 12:45-13:45

Lunch Symposium 4

Complex Glenoid Treatment – Solutions And Experience



Athwal 🇨🇦

My experience with PerFORM™ REVERSED

Scheibel 🇩🇪

Complex glenoid reversed cases :
new concept and system to treat my patients

Laedermann 🇨🇭

What are my options to treat complex anatomic cases

Athwal 🇨🇦

Lunch Symposium 5

Zimmer Biomet Workshop



Friday | April 6, 2018, 12:45-13:45

Lunch Symposium 6

Managing Shoulder Arthroplasty – My Solutions



Romeo 

10 years stemless shoulder arthroplasty using Eclipse –
Is there still any room for stemmed systems?

Anderl 

Convertible Universal Glenoid –
When can I use Metalbacks?

Schwyzler 

My Approach in Reverse Shoulder Arthroplasty - 135°
or 155° Humeral Inclination?

Romeo 

Lunch Symposium 7

Shoulder Arthroscopy – Current Trends And Treatments



Scheibel 

Arthroscopic Rotator Cuff Repair –
High demand patients and overhead athletes –
How do I treat them?

Castagna 

Arthroscopic Rotator Cuff Repair –
All Suture Anchors, my experience – Tips, tricks and
benefits

Liem 

When Prof. Castagna and Prof. Liem can't fix it:
Arthroscopically Assisted Tendon Transfers

Athwal 

Biceps Tendon Pathology and Treatment –
„I love my biceps?“

Verborgt 

SATELLITE PROGRAM

Friday | April 6, 2018, 12:45-13:45

Lunch Symposium 8

Exactech Lunch Workshop



Flurin 

Introduction to the Equinoxe Preserve
Short Humeral Stem

Antuña 

Midterm Equinoxe rTSA Clinical Outcomes

Flurin 

The Difficult Glenoids: a Review of Augmented
Glenoid Outcomes

Athwal 

Overview of Exactech GPS: Preop Planning &
Computer Navigation

Flurin 

Novel Prosthetic Solutions for Humeral Bone Loss

Peach 

Lunch Symposium 9

Smith & Nephew – Shoulder Update



Sugaya 

Rotator Cuff Anatomy and Anatomical Repair for
Large and Massive Rotator Cuff Tears

Sugaya 

Keys strategies to improve our healing rate in RCR

Ruiz Ibán 

Arthroscopic Reconstruction of Glenoid Bone Loss
using a Bone Graft

EL-Zayat 

Friday | April 6, 2018, 12:45-13:45

Lunch
Symposium 10

BluePrint™ – Our Best Buddy In Surgery



Walch 

BluePrint™ system – Golden rules and experience

Boileau 

Cases planning live, options and tips

Walch 

ORTHOSPACE



Meet us on
**Berlin Charité
International
Course**

April 5-7, 2018

www.orthospace.co.il

SATELLITE PROGRAM

Saturday | April 7, 2018, 10:15-11:15

Brunch Symposium 1

Cementless Glenoid Component: New Design And Long Term FU

GROUP
FH ORTHO

Valenti  

Metal back glenoid implant: an evidence based
medicine update

Castagna 

New design of cementless convertible glenoid
component: review of 90 cases

Habermeyer 

16 years of uncemented glenoids in TSA:
still a reliable and modern concept

Kany 

Benefits of Metal back platform system

Valenti 

Interactive session clinical cases and discussion

Brunch Symposium 2

DJO Global Workshop



Brunch Symposium 3

Mathys Workshop



Ultrasound Workshop 1

Update – Ultrasound Of The Shoulder



Ultrasound Workshop 2

Update – Ultrasound Of The Shoulder





SPONSORS

The Berlin International Shoulder Course
likes to thank the following companies for their support!

Platinum Sponsor



Gold Sponsors



Silver Sponsors



Bronze Sponsors



Exhibitors



GENERAL INFORMATION

Meeting Dates

April 5 – 7, 2018

Venue

InterContinental Hotel Berlin | Budapester Strasse 2 | 10787 Berlin | Germany

Official Language

English, simultaneous translation will not be provided

Organizer and Registration

Congress Compact 2C GmbH

Julie-Amandine Lamotte, Anne Klein

Joachimsthaler Strasse 10 | 10719 Berlin | Germany

Phone +49 30 32708233 | Fax +49 30 32708234

E-mail info@berlin-shoulder-course.com



On-Site Registration and Badge Pick-up

Badge pick-up is scheduled to open on Wednesday, April 4, 2018 afternoon. Participants will be able to pay for their on-site registration in Euro by cash, EC card or by credit card (American Express, MasterCard and Visa). Registration will be open every day at the InterContinental Hotel Berlin during the following hours:

Wednesday, April 4, 2018	17:00–22:00
Thursday, April 5, 2018 Friday, April 6, 2018	07:00–19:00
Saturday, April 7, 2018	08:00–14:00

Lunch and Breaks

Coffee and lunch breaks will be available daily for all registered participants in the exhibition area. Thursday, April 6 through Saturday, April 8, coffee will be available at 07:00 in the exhibit area.

Exhibition Area

Participants must be registered for the meeting in order to access the exhibition area. A complete listing of all exhibitors will be included in the final program. The exhibition area will be open as follow:

Thursday, April 5, 2018 Friday, April 6, 2018	07:00–19:00
Saturday, April 7, 2018	08:00–14:00

GENERAL INFORMATION

WiFi Service

Free WiFi will be available to participants in all meeting rooms and public areas, including the exhibition area.

Internet Stations

All participants are welcome to check their e-mail free of charge at the internet stations. The internet stations will be open daily during congress hours and are located in the exhibit area.

Speakers Ready Room

Please bring a copy of your presentation to the speakers ready room a minimum of 2 hours in advance of your presentation. The speakers ready room is located at the room Dahlem. The speakers ready room will be open as follow:

Wednesday, April 4, 2018	17:00–22:00
Thursday, April 5, 2018	07:00–19:00
Friday, April 6, 2018	07:00–19:00
Saturday, April 7, 2018	07:00–14:00

PARIS INTERNATIONAL SHOULDER COURSE 2019

SAVE
THE
DATE!

February
14-16

PARIS
FRANCE

Shoulder
Arthroplasty

—
Current
Concepts



WWW.PARIS-SHOULDER-COURSE.COM



Participation Fees

	until January 8, 2018	afterwards
Participation Fee	600 €*	700 €*
Cadaver Workshop	400 €*	500 €*
Ultrasound Workshop	150 €*	200 €*

* All prices plus 19% tax.

Accommodation

	Single	Double/Twin
Room per night incl. breakfast	160 €	185 €

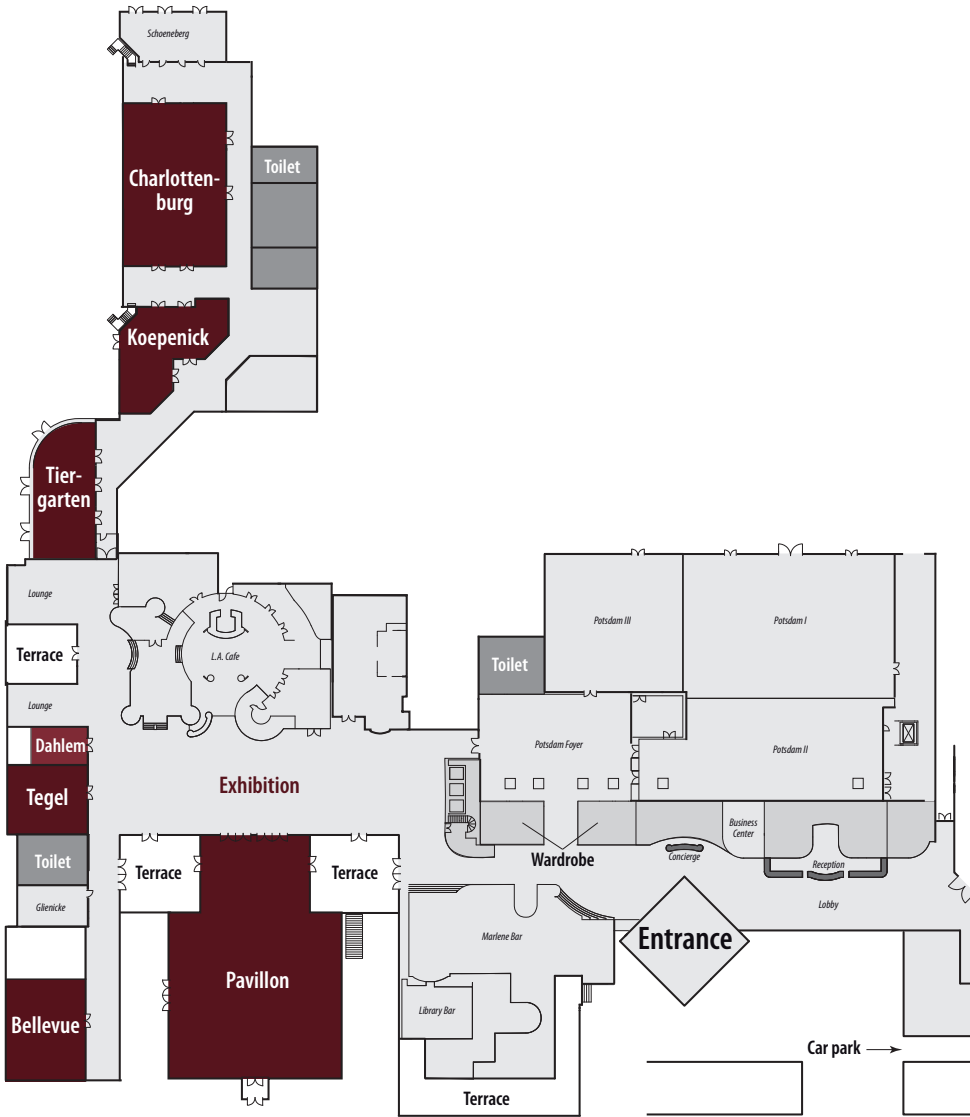
You can book your room directly online at:
www.berlin-shoulder-course.com/hotel or call +49 30 26020 under the keyword
„Berlin International Shoulder Course“.

Access

Airport „Tegel“ TXL	11 km
Airport „Schoenefeld“ SFX	20 km
Main Train Station „Hauptbahnhof“	3 km
Train Station „Zoologischer Garten“	1,5 km



FLOOR PLAN | GROUND FLOOR



NOTES

REGISTRATION 2018



Please return the registration form by fax +49 30 32708 234 or use the online form at: www.berlin-shoulder-course.com.

<input type="text"/>		<input type="text"/>	
Address		Title	
<input type="text"/>		<input type="text"/>	
First Name		Last Name	
<input type="text"/>			
Institution			
<input type="text"/>			
Street, Number			
<input type="text"/>		<input type="text"/>	
ZIP		City	
<input type="text"/>		<input type="text"/>	
Phone		Fax	
<input type="text"/>			
E-mail			
<input type="text"/>			

Registration	until January 8, 2018	afterwards
<input checked="" type="checkbox"/> Participation Fee	600 €*	700 €*
<input type="checkbox"/> Cadaver Workshop	400 €*	500 €*
<input type="checkbox"/> Ultrasound Workshop	150 €*	200 €*

- ☐ I have read the terms of cancellation and accept them.
- ☐ Please keep me informed by e-mail about future events (newsletter).

* All prices plus 19% tax.

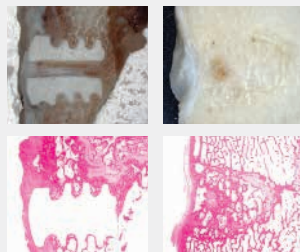
Terms of cancellation

In case of cancellation before January 8, 2018, a cancellation fee of 50 € will be retained. Until March 1, 2018, 50% of the total amount will be refunded. After that date or in case of no-show without cancellation, 100% will be charged. Cancellations require written form.

<input type="text"/>	
City, Date	Signature

HEALICOIL[®]
REGENESORB

Suture Anchor



6 months

24 months

Gross anatomy and histology images of a 9x10 mm REGENESORB interference screw evaluated in a direct-in-bone sheep model. Images clearly demonstrate absorption and complete replacement by bone within 24 months.

Open-architecture.

Breakthrough materials. Wide-open possibilities.

The open-architecture HEALICOIL Suture Anchor and the inherent advantages of its design are now available in our new advanced REGENESORB biocomposite material.

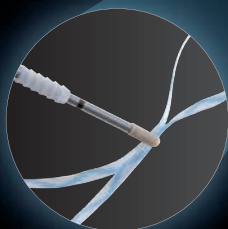
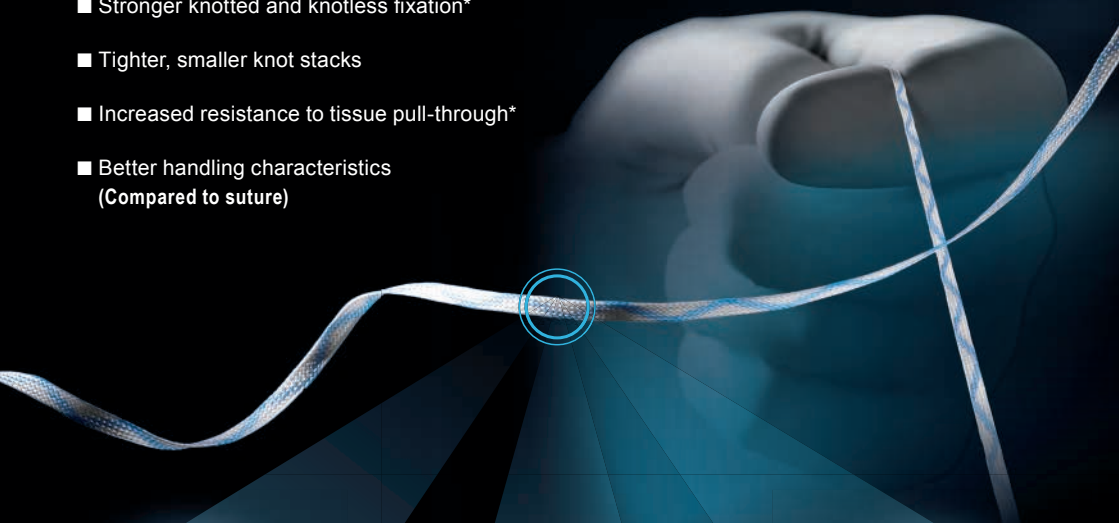
For more information, go to www.smith-nephew.com

SutureTape™

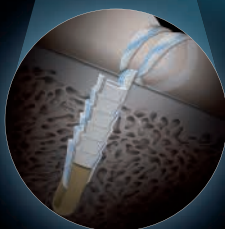
Feels Flat-Out Better Than a Round Suture

FiberWire®

- Stronger knotted and knotless fixation*
- Tighter, smaller knot stacks
- Increased resistance to tissue pull-through*
- Better handling characteristics
(Compared to suture)



New 2.4 mm BioComposite™
PushLock® with SutureTape™



#2 suture vs.
1.3 mm SutureTape™

* All data on file, not published

